




PATRIOT CONNECTION

American Made Medical Goods Supplier



WHEELCHAIRS



MOUNTING SYSTEMS



LITTERS and STRETCHERS



ADVANCED LIFE SUPPORT



CHIROPRACTIC TABLES



STAIR LIFTS



PLATFORM LIFTS



ELEVATORS



SCOOTERS



SEAT CUSHIONS



CONTACT US FOR DETAILS ON PRICING AND INVENTORY

www.PatriotConnection.us



PATRIOT CONNECTION

Medical Goods Supplier

Table of Contents

| | |
|---|-------|
| Wheelchairs | 3-9 |
| Atlantis Heavy Duty (Merits) | 4-5 |
| Avid Rehab Velocity (Merits)..... | 6 |
| Avid Rehab Vector HD (Merits) | 7 |
| Dualer Full Size (Merits) | 8-9 |
| Chiropractic Tables | 10-55 |
| Flexion & Distraction Chiropractic Tables (Hill Labs) | 11-23 |
| Chiropractic Elevation Drop Tables (Hill Labs) | 24-32 |
| Decompression Tables, Roller Tables & Massage (Hill Labs) | 33-48 |
| Hilo Activator Method Chiropractic Tables (Hill Labs) | 49-55 |
| Stair Lifts | 56-70 |
| Straight, Curved, & Multi-purpose Lifts (Ameriglide)..... | 57-63 |
| Pilot Aviator (Merits) | 64-67 |
| Pilot Navigator (Merits) | 68-70 |
| Platform Lifts | 71-73 |
| Stratos Vertical Platform Lift (Ameriglide) | 72-73 |
| Elevators | 74-80 |
| Outdoor Elevators (Ameriglide) | 75-76 |
| Indoor Victorian Elevators (Ameriglide) | 77-78 |
| Indoor Cargo Elevator (Ameriglide) | 79-80 |
| Scooters | 81-90 |
| Silverado Scooter (Merits) | 82-83 |
| Pioneer Scooters (Merits) | 84-90 |
| Scooter Seat Cushions | 91-95 |



PATRIOT CONNECTION

Medical Goods Supplier

WHEELCHAIRS

CONTACT US FOR DETAILS ON PRICING AND INVENTORY



PATRIOT CONNECTION

Medical Goods Supplier

merits

ATLANTIS

HEAVY DUTY



CONTACT US FOR DETAILS ON PRICING AND INVENTORY



PATRIOT CONNECTION

Medical Goods Supplier

FEATURES

- Heavy-duty power wheelchair with a unique and prominent design
- Four seat posts provide a more stable and durable structure for the frame
- Extra-wide seat and extra-high back provide great comfort for bariatric users
- Super high power in-line motors help riders negotiate 10° uphill ramps easily

SPECIFICATIONS

| | |
|------------------|---|
| Weight Capacity | 600 lbs |
| Max Speed | 5 mph |
| Range | 32 miles |
| Turning Radius | 31.5° |
| Ground Clearance | 3" |
| Overall Length | 44" |
| Overall Width | 32" |
| Batteries | Group 24 (sold separately) |
| Drive Wheels | 12" Pneumatic tires |
| Casters | 9" Front filled |
| Seat Width | 22"-26" |
| Seat Depth | 20"-22" |
| Back Height | 20" |
| Controller | LinX |
| Warranty | 12 months : Motor & Electronics 5 Year/ Limited Lifetime Frame |

MODELS

| | |
|-------------------------|-------------|
| Atlantis w Captain Seat | P710-2VHD C |
| Atlantis w Pan Seat | P710-2VHD S |

OPTIONS

Swing-away joystick
USB charger
Elevating legrests
Oxygen tank holder
Cane/Crutch holder
Walker holder
Foldable rear basket
Canopy
Height adjustable arms
Weather cover

CONTACT US FOR DETAILS ON PRICING AND INVENTORY



PATRIOT CONNECTION

Medical Goods Supplier

Avid Rehab VELOCITY

Avid Rehab's next generation wheelchair provides best in class performance and superior clinical functionality. With enhanced lifestyle elements and state-of-the-art technology the Velocity has easily become Avid Rehab's flagship product.





PATRIOT CONNECTION

Medical Goods Supplier

Avid Rehab VECTOR HD

Avid Rehab's original group three, heavy-duty, power wheelchair base. The in-line, four pole motors provide more torque and are more efficient. The robust, tension adjustable suspension system and 8" x 3" casters help overcome obstacles with ease. Standard features include; LED lights, unoccupied tie down restraints and four vivid color options.



CONTACT US FOR DETAILS ON PRICING AND INVENTORY



PATRIOT CONNECTION

Medical Goods Supplier

merits

DUALER

RevVA2

FULL SIZE



6/21/2021

CONTACT US FOR DETAILS ON PRICING AND INVENTORY



PATRIOT CONNECTION

Medical Goods Supplier

FEATURES

- Unit changes from rear to front-wheel drive with the swivel of a seat
- 5" power seat lift
- 16", 18" or 20" ergonomic semi-reclining seats; up to 135°
- 10" knobby drive tires for superior traction
- Dual footplates for comfort and convenience
- Red and blue color options

SPECIFICATIONS

| | |
|----------------------|---------------------------------|
| Weight Capacity | 300 lbs |
| Max Speed | 5 mph |
| Per-Charge Range | 18 miles |
| Batteries | U1-34Ah x 2 |
| Ground Clearance | 2" |
| Turning Radius | 21" |
| Overall Length | 38" |
| Overall Width | 24" |
| Drive Wheels | 10" foam filled tires |
| Casters | 8" foam filled |
| Seat-to-Floor Height | 21.5"-26" |
| Seat Width | 16", 18" or 20" |
| Seat Depth | 16"-18" |
| Back Height | 18" or 20" |
| Controller | PG VR2 |
| Power Seat Lift | 5" - single post |
| Warranty | 18 Months : Motor & Electronics |
| | 5 Year/ Limited Lifetime Frame |
| | 1 Year/ Batteries |

OPTIONS

Swing-away joystick
USB charger
Oxygen tank holder
Foldable rear basket
Cane & crutch holder
Walker holder
Weather cover
Elevating legrests

MODELS

| | |
|---------------------------|---------|
| Dualer - FWD/RWD, Captain | P312-2C |
| Dualer - FWD/RWD, Pan | P312-2S |



Merits Health Products

Meritshealthusa



CONTACT US FOR DETAILS ON PRICING AND INVENTORY



PATRIOT CONNECTION

Medical Goods Supplier

CHIROPRACTIC TABLES

CONTACT US FOR DETAILS ON PRICING AND INVENTORY



PATRIOT CONNECTION

Medical Goods Supplier

- Standard
- Optional
- Unavailable



AIR FLEX II AIR-POWERED MANUAL FLEXION TABLE



AFT AUTOMATIC FLEXION TABLE



AFT AUTOMATIC FLEXION AIR DROP TABLE

| | AIR FLEX II AIR-POWERED MANUAL FLEXION TABLE | AFT AUTOMATIC FLEXION TABLE | AFT AUTOMATIC FLEXION AIR DROP TABLE |
|--------------------------------|--|-----------------------------|--------------------------------------|
| Manual Flexion | ● | — | — |
| Manual Lateral Flexion | ● | ● | ● |
| Lumbar McKenzie Extension | ● | — | — |
| Auto-Flexion | ○ | ● | ● |
| Manual Air-Powered Distraction | ● | — | ○ |
| Auto-Distraction | ○ | — | — |
| Manual Drops | — | ● | — |
| Air Drops | ○ | — | ● |
| Air Drop Power Foot Strips | ○ | — | ● |
| Pelvic Rotation | ○ | — | — |
| Thoracic Release | ● | ● | ● |
| Thoracic Air Breakaway | ○ | — | ● |

CONTACT US FOR DETAILS ON PRICING AND INVENTORY



PATRIOT CONNECTION

Medical Goods Supplier

AIR FLEX II AIR-POWERED MANUAL FLEXION TABLE



Hill Laboratories
Since 1945

CONTACT US FOR DETAILS ON PRICING AND INVENTORY



PATRIOT CONNECTION

Medical Goods Supplier

AIR FLEX II AIR-POWERED MANUAL FLEXION TABLE

ONE OF OUR BEST SELLERS, MADE EVEN BETTER.

Since 1993, the Air Flex model has been an efficient and innovative flexion and distraction treatment table for chiropractors. The Air Flex II is perfect for doctors who want a full-featured manual flexion and distraction chiropractic table with the option of adding drops, automatic flexion and automatic distraction functions. Doctors have always loved the Air Flex brand for its amazingly responsive treatment action with patients balanced on a cushion of air during their treatment.

[Read More](#)



TOUCH SCREEN CONTROLS: A VIRTUAL COMMAND CENTER

With an intuitive interface, the table's advanced functionality is at the touch of your finger. Unique standard features include:

- TargetTouch™ - Preload the flexion cylinder to automatically balance your patient's weight
- Smart Lock - One-touch unlocking for manual flexion
- Sleep Mode - Automatically recharges your air supply in between appointments by activating the internal air compressor

ADD EFFICIENCY AND ACCURACY FOR EACH TREATMENT.

[Build Your Air Flex II](#)

ADD UP TO FOUR AIR POWERED DROPS

The Air Flex II can be equipped with up to four drops to suit your needs. These include Cervical Dual Drop (forward motion and straight down), Thoracic Drop, Lumbar Drop and Pelvic Drop. All drops are powered by our internal air system and activated with a pressure foot pedal or optional power foot strips.

[Build Your Air Flex II](#)



AUTOMATIC FLEXION AND AUTOMATIC DISTRACTION OPTIONS

The Automatic Distraction option (shown) adds fully programmable lumbar and cervical traction to the Air Flex II. You control the rest-cycle time, pull-cycle time, rest percentage, treatment time and force in pounds or kilos. The Auto-Flex option changes the table from manual flexion to automatic flexion for controlled, air-powered flexion cycles. You control the number of cycles, speed, depth, hold time and rest time.

PRECISE, REPEATABLE DECOMPRESSION AND FLEXION FUNCTIONS.



 **Hill Laboratories**
Since 1945

CONTACT US FOR DETAILS ON PRICING AND INVENTORY



PATRIOT CONNECTION

Medical Goods Supplier

AFT AUTOMATIC FLEXION AIR DROP TABLE



Includes all 4 Air Drops and Air Thoracic Breakaway



Hill Laboratories
Since 1945

CONTACT US FOR DETAILS ON PRICING AND INVENTORY



PATRIOT CONNECTION

Medical Goods Supplier

AFT AUTOMATIC FLEXION AIR DROP TABLE

"THE WORKHORSE" IN AUTOMATIC FLEXION DEPENDABILITY

The Hill AFT Air Drop Table (also known as Deluxe AFT) is a truly reliable automatic flexion table with electric elevation and a full set of cervical, thoracic, lumbar and pelvic air drops. It also includes a sliding axial motion headpiece, air thoracic breakaway and power foot strips to activate the drops. The Deluxe AFT is perfect for doctors looking for a full-featured automatic flexion table without the need for manually controlled flexion.

[Read More](#)



AUTO TREATMENT: LUMBAR FLEXION AND DISTRACTION

The AFT was designed to combine lumbar flexion and distraction in one controlled and hands-free movement. Secure your patient with the ankle straps and pull out the sliding ankle piece to preload the lumbar spine. Unlock the standard sliding axial motion headpiece, set your flexion speed and press the start button. If desired, unlock the lateral flexion handle and insert the tiller bar to perform effortless circumduction.

A 10 SECOND SET-UP, EFFECTIVELY TREAT DISC
PATIENTS IN A MODERN WAY.

[Build Your Air Drop AFT](#)



Hill Laboratories
Since 1945

CONTACT US FOR DETAILS ON PRICING AND INVENTORY



PATRIOT CONNECTION

Medical Goods Supplier

AFT AUTOMATIC FLEXION AIR DROP TABLE

STANDARD SLIDING AXIAL MOTION HEADPIECE

The Sliding Axial Motion Headpiece is a favorite standard feature for the AFT. It glides smoothly under your patient's head and moves in perfect unison with the flexion motion for exceptional facial comfort during a lumbar flexion treatment.

MATCH WITH OPTIONAL SOFT FOAM FOR THE
ULTIMATE PATIENT EXPERIENCE.

[Build Your Air Drop AFT](#)



AUTOMATIC AIR DROPS AND AIR THORACIC BREAKAWAY

The automatic drops included on the Air Drop AFT are Cervical, Thoracic, Lumbar, and Pelvic. The Cervical Drop has dual action enabling either straight or forward drop action. Once a section has been dropped, it is instantly reset with the simple touch anywhere along the included power foot strips on both sides of the table.

The Air Thoracic Breakaway section, controlled by a pressure pedal at the foot end of the table, increases or decreases the air-spring pressure in the thoracic / lumbar sections providing a controlled recoil action. It can also be locked in any position down to 5.5" for treating patients who are pregnant or have a larger abdominal region.

STANDARD DROPS: CERVICAL, THORACIC,
LUMBAR & PELVIC

[Build Your Air Drop AFT](#)



 **Hill Laboratories**
Since 1945

CONTACT US FOR DETAILS ON PRICING AND INVENTORY



PATRIOT CONNECTION

Medical Goods Supplier

AFT AUTOMATIC FLEXION AIR DROP TABLE

OPTIONAL INDEPENDENT LONG-AXIS LUMBAR DISTRACTION

The smooth action of the Long-Axis Lumbar Distraction option is manually air-powered using the pressure pedal and adds a greater range of constant lumbar traction, independently or in conjunction with automatic flexion. Remarkable results can be achieved with this option as it decompresses the low back and rehydrates the lumbar discs.

ADD A GREATER RANGE OF CONSTANT LUMBAR TRACTION.

[Build Your Air Drop AFT](#)



PRODUCT SPECS

STANDARD FEATURES

SPECIFICATIONS

DELIVERY

SUPPORT

CARE INSTRUCTIONS



TABLE TOP

- Tilting Headpiece
- Axial Motion Headpiece
- All Four Air Drops
- Thoracic Air Breakaway
- Slide Out Ankle
- Removable Tiller Bar



ESSENTIALS

- Auto Motorized Flexion
- Manual Lateral Flexion (21°)
- Speed Control
- Gripper Bars
- Power Foot Strips
- Patient Safety Switch



BASE

- Electric Height
- Rocker Foot Pedals
- Air Pressure Pedal
- Powder-Coated Steel
- Thermo-Plastic Base



Hill Laboratories
Since 1945

CONTACT US FOR DETAILS ON PRICING AND INVENTORY



PATRIOT CONNECTION

Medical Goods Supplier

AFT AUTOMATIC FLEXION TABLE



Shown with optional Manual Drops



Hill Laboratories
Since 1945

CONTACT US FOR DETAILS ON PRICING AND INVENTORY



PATRIOT CONNECTION

Medical Goods Supplier

AFT AUTOMATIC FLEXION TABLE

"THE WORKHORSE" IN AUTOMATIC FLEXION DEPENDABILITY

The Hill AFT Manual Drop Table is your dependable, day-in, day-out ally for successful patient treatment. The AFT is surprisingly affordable for a table with standard features like variable speed automatic flexion, electric elevation, a tilting headpiece with sliding axial motion and a locking thoracic release. The Hill AFT is perfect for doctors looking for a full-featured automatic flexion table without the need for manually-controlled flexion.

[Read More](#)



AUTO TREATMENT: LUMBAR FLEXION AND DISTRACTION

The AFT was designed to deliver effective lumbar flexion in one controlled and hands-free movement. Secure your patient with the ankle straps and pull out the sliding ankle piece to preload the lumbar spine. Unlock the standard sliding axial motion headpiece, set your flexion speed (1 to 28 rpm) and press the start button. If desired, unlock the lateral flexion handle and insert the tiller bar to perform effortless circumduction.

A 10 SECOND SET-UP, EFFECTIVELY TREAT DISC PATIENTS IN A MODERN WAY.

[Build Your AFT](#)



Hill Laboratories
Since 1945

CONTACT US FOR DETAILS ON PRICING AND INVENTORY



PATRIOT CONNECTION

Medical Goods Supplier

AFT AUTOMATIC FLEXION TABLE

STANDARD SLIDING AXIAL MOTION HEADPIECE

The Sliding Axial Motion Headpiece is a favorite standard feature for the AFT. It glides smoothly under your patient's head and moves in perfect unison with the flexion motion for exceptional facial comfort during a lumbar flexion treatment.

MATCH WITH OPTIONAL SOFT FOAM FOR THE
ULTIMATE PATIENT EXPERIENCE.

[Build Your AFT](#)



OPTIONAL MANUAL DROPS

The Hill AFT is available with up to four manual drops including Cervical, Thoracic, Lumbar, and Pelvic. The Cervical Drop has dual action enabling either straight or forward drop motion. Each drop has an adjustable tension knob and is loaded manually with convenient lifting handles on both sides of the table.

[Build Your AFT](#)



Hill Laboratories
Since 1945

CONTACT US FOR DETAILS ON PRICING AND INVENTORY



PATRIOT CONNECTION

Medical Goods Supplier

REPEX MCKENZIE EXTENSION AND FLEXION TABLE



Hill Laboratories
Since 1945

CONTACT US FOR DETAILS ON PRICING AND INVENTORY



PATRIOT CONNECTION

Medical Goods Supplier

REPEX MCKENZIE EXTENSION AND FLEXION TABLE

DESIGNED WITH AND ENDORSED BY THE MCKENZIE INSTITUTE

Robin McKenzie and Howard Hill collaborated to produce the REPEX™ Therapy Table. Treating with the REPEX™ is based on the patient's directional movement preference and provides measurable and positive outcomes particularly in the management of acute and chronic low back and leg pain patients. The REPEX™ automatically takes the patient through repetitive end-range passive-range-of-motion movements of extension and/or flexion.

[Read More](#)

"IF YOU ARE LIKE MOST PATIENTS WITH MECHANICAL BACK PAIN, YOU ARE BETTER WHEN MOVING AND WORSE WHEN YOU REMAIN IN ONE POSITION FOR PROLONGED PERIODS." ~ ROBIN MCKENZIE



PROGRAMMABLE AUTOMATIC EXTENSION AND FLEXION PROTOCOLS

The REPEX™ is equipped with a 6" HD touchscreen display which allows you to enter the depth angle for extension or flexion, hold time of each repetition, number of cycles and the total treatment time. Once programmed, the table automatically and passively exercises the patient's lower back to its full available end-range.

AUTOMATICALLY CONTROL UP TO 24° EXTENSION
AND 20° FLEXION.

[Build Your REPEX™](#)



Hill Laboratories
Since 1945

CONTACT US FOR DETAILS ON PRICING AND INVENTORY



PATRIOT CONNECTION

Medical Goods Supplier

REPEX MCKENZIE EXTENSION AND FLEXION TABLE


ULTIMATE PATIENT COMFORT DURING UNASSISTED MCKENZIE EXERCISES

The REPEX™ comes standard with a sliding soft foam headpiece that glides and adds comfort to the patient experience. The armrests are adjustable in and out. Both the headpiece and the armrests can be completely removed if desired.

The pelvic section can unlock and will distract out during extension and flexion exercises. The foot cushion is also adjustable in length to accommodate your taller patients.

INCLUDES SOFT FOAM HEAD, SLIDING PELVIC
SECTION AND ADJUSTABLE ARMS AND FOOT
CUSHION

[Build Your REPEX™](#)



CUSTOMIZE YOUR REPEX™

All REPEX™ tables are built to order, choose from the various options and colors to design the perfect table for your physical therapy needs.

UPGRADE TO THE FINESSE MATERIAL FOR
PUNCTURE RESISTANCE AND LONG LASTING
DURABILITY.

[Build Your REPEX™](#)



Hill Laboratories
Since 1945

CONTACT US FOR DETAILS ON PRICING AND INVENTORY



PATRIOT CONNECTION

Medical Goods Supplier

HA90C MANUAL DROP CHRIOPRACTIC TABLE



Hill Laboratories
Since 1945

CONTACT US FOR DETAILS ON PRICING AND INVENTORY



PATRIOT CONNECTION

Medical Goods Supplier

HA90C MANUAL DROP CHIROPRACTIC TABLE

DESIGNED TO YOUR SPECIFICATIONS

It's time to build a table uniquely suited to your needs. The Hill HA90C elevation table is one of our most popular chiropractic models—built-to-order in design and function from the many available colors and options. We begin with a "simple canvas" that includes an electric elevation base and a single cushion top.

[Read More](#)



HEADPIECE OPTIONS

The base HA90C comes with a single top in a bottle neck design. A tilting headpiece is required for adding drops and so it's often the best option to add first. The Raised Headpiece is a very popular option, elevating and locking at any point up to five inches above the table top. Or, choose our exclusive CBP headpiece featuring lateral translation functionality for doctors applying chiropractic Bio Physics protocols.

ADD A TILTING, RAISED OR CBP HEADPIECE TO
THE HA90C

[Build Your HA90C](#)

ADD MANUAL DROPS FOR CERVICAL, THORACIC, LUMBAR OR PELVIC

You can add up to four manual chiropractic drops to the HA90C. Drops are activated by a corresponding lifting handle under both sides of the corresponding cushion. Tension is controlled by a turn knob on one side of the table, oriented on the patient prone, left side.

DESIGN TO YOUR NEEDS WITH 1, 2, 3 OR 4 DROPS.

[Build Your HA90C](#)





PATRIOT CONNECTION

Medical Goods Supplier

HA90C MANUAL DROP CHRIOPRACTIC TABLE



OPTIONAL THORACIC ABDOMINAL RELEASE

For pregnancy or patients with a larger abdominal region, the Thoracic Release feature is a great option. Controlled by a convenient hand switch located underneath the thoracic cushion, it lowers and locks at any depth down to 5-1/2 inches. Add a spring recoil action with the Thoracic Spring Breakaway which adds even greater patient comfort during soft or deep tissue work in the thoracic region.

THE THORACIC SECTION CAN BE LOWERED AND LOCKED AT ANY ANGLE.

[Build Your HA90C](#)

PRODUCT SPECS

STANDARD FEATURES

SPECIFICATIONS

DELIVERY

SUPPORT

CARE INSTRUCTIONS

| | |
|--------------------|---|
| Electric Elevation | 22" - 35" (Lower starting heights optional) |
| Dimensions | 24"W x 70"L (27"W or 30"W optional) |
| Foam | 2.5" Medium Density Standard (soft, firm or extra firm available) |
| Product Weight | 220lbs |
| Lifting Capacity | 450lbs |
| Product Warranty | 1 Year On All Parts |

CONTACT US FOR DETAILS ON PRICING AND INVENTORY



PATRIOT CONNECTION

Medical Goods Supplier

HA90C AIR DROP CHRIOPRACTIC TABLE



 Hill Laboratories
Since 1945

CONTACT US FOR DETAILS ON PRICING AND INVENTORY



PATRIOT CONNECTION

Medical Goods Supplier

HA90C AIR DROP CHIROPRACTIC TABLE

DELIVER SPEED AND PRECISION TO YOUR CHIROPRACTIC ADJUSTMENTS

The Air Drop HA90C has electric adjustable height ranging from 21.5" - 31" and controlled with a rocker foot pedal that is mounted to the base and accessible from either side of the table.

If you have used a manual drop table for any length of time, then you'll appreciate the impressive speed and ease of treating with the Air-Drop HA90C. Equipped with the Hill Air-Drop System, the HA90C allows doctors to select one or up to four drops simultaneously from the convenient, side-mounted, control panel.

[Read More](#)



EFFORTLESS VERSATILITY WITH AUTOMATIC AIR DROPS

The automatic drops included on the Air Drop HA90C are Cervical, Thoracic, Lumbar, and Pelvic. The Cervical Drop has dual capability featuring a straight-down and forward drop action. Power Foot Strips are standard equipment and instantly reactivate all selected drops with a simple tap from anywhere along either side of the table.

A PRESSURE PEDAL AND TWO POWER FOOT
STRIPS ARE INCLUDED.

[Build Your Air Drop HA90C](#)

CONTACT US FOR DETAILS ON PRICING AND INVENTORY



PATRIOT CONNECTION

Medical Goods Supplier

HA90C AIR DROP CHRIOPRACTIC TABLE

AIR THORACIC SPRING BREAKAWAY

The table features a standard Air Thoracic Breakaway section controlled by a pressure pedal at the foot end of the table. The pressure pedal increases or decreases the air-spring pressure in the thoracic / lumbar sections providing a controlled recoil action. The Thoracic Breakaway can also be locked in any position down to 5.5° for treating patients who are pregnant or those with a larger abdominal region.

ADJUST THE THE AMOUNT OF RESISTANCE WITH
THE PRESSURE PEDAL.

[Build Your Air Drop HA90C](#)



PRODUCT SPECS

STANDARD FEATURES SPECIFICATIONS DELIVERY SUPPORT CARE INSTRUCTIONS

| | |
|------------------|---|
| Electric Height | 21.5" to 31" |
| Top Dimensions | 24"W x 75"L (27"W optional) |
| Foam | 2.5" Medium Density Standard (soft, firm, extra firm available) |
| Technology | Hill Internal Pneumatic Air System |
| Product Weight | 300lbs |
| Lifting Capacity | 450lbs |
| Product Warranty | 1 Year Warranty On All Parts |

CONTACT US FOR DETAILS ON PRICING AND INVENTORY



PATRIOT CONNECTION

Medical Goods Supplier

DNFT DIRECTIONAL NON-FORCE TECHNIQUE CHIROPRACTIC TABLE



 Hill Laboratories
Since 1945

CONTACT US FOR DETAILS ON PRICING AND INVENTORY



PATRIOT CONNECTION

Medical Goods Supplier

DNFT DIRECTIONAL NON-FORCE TECHNIQUE CHIROPRACTIC TABLE

DELIVER SPEED AND PRECISION TO YOUR D.N.F.T ADJUSTMENTS

The Hill DNFT Chiropractic Table was designed specifically for chiropractors who feature the Directional Non-Force Technique in their practice. You can customize both the design and function of your Hill DNFT from the many available colors and options. It's time to build a table uniquely suited to your needs.

[Read More](#)



STANDARD FEATURES INCLUDED WITH THE DNFT CHIROPRACTIC TABLE

The Hill DNFT Table comes with a standard quick release Tilting Headpiece, Extended 13" Face Cut-Out with Insert, Auto-touch Rocker Foot Pedal for height, Slide-out / Raised Ankle cushion and 2.5" Foam.

CUSTOMIZE YOUR COLORS AND OPTIONS TO
YOUR NEEDS.

[Build Your DNFT](#)



Hill Laboratories
Since 1945

CONTACT US FOR DETAILS ON PRICING AND INVENTORY



PATRIOT CONNECTION


Medical Goods Supplier

DNFT DIRECTIONAL NON-FORCE TECHNIQUE CHIROPRACTIC TABLE

DESIGNED FOR COMFORT, BUILT FOR QUALITY

The DNFT Table design is harmonious with both patient and doctor comfort. The soft foam headpiece and 24" wide cushions are perfect for most patients while the auto height electric elevation (22"-35"), quick release tilting headpiece and slide-out / raised foot cushion are perfect for you.

Build Your DNFT



PRODUCT SPECS


STANDARD FEATURES

SPECIFICATIONS

DELIVERY

SUPPORT

CARE INSTRUCTIONS

| | |
|--------------------|---|
| Electric Elevation | 22" - 35" (Auto Height) |
| Width | 24"W (27", 30" optional) |
| Length | 67" to 79" |
| Foam | Main-2.5" Medium Density, Head-2.5" Soft (Firm or Extra Firm available) |
| Product Weight | 220lbs |
| Lifting Capacity | 450lbs |
| Product Warranty | 1 Year On All Parts |
| Certifications |   Contract Holder V797D40244 |

CONTACT US FOR DETAILS ON PRICING AND INVENTORY



PATRIOT CONNECTION

Medical Goods Supplier

HILL DT SPINAL DECOMPRESSION THERAPY TABLE



 Hill Laboratories
Since 1945

CONTACT US FOR DETAILS ON PRICING AND INVENTORY



PATRIOT CONNECTION

Medical Goods Supplier

HILL DT SPINAL DECOMPRESSION THERAPY TABLE

THE NON-SURGICAL SOLUTION TO CHRONIC DISC PAIN

The HillDT table's technology means dramatically better outcomes because the patient experiences far less muscle-guarding than with other spinal decompression table designs. In most cases, the patient is able to painlessly leave the table within seconds and with very little soreness to follow.

[Read More](#)

AN UNATTENDED CASH-BASED THERAPY THAT DRAMATICALLY IMPROVES PATIENT OUTCOMES.



EMPOWERED DECOMPRESSION: INTUITIVE CONTROLS & A.I. ASSISTANT

The HD display of the HillDT with 1080p resolution is touch-sensitive and can be navigated quickly using the tap of your finger or the supplied digital pen. The Hill DT is powered by custom software to control and change the table settings, including table height, treatment program, pelvic or cervical angle, decompression force and treatment time, the Hill DT application is versatile enough to accommodate any treatment protocol.

A.I. TECHNOLOGY MEANS LESS GUARDING AND DRAMATICALLY BETTER OUTCOMES.

[Visit HillDT Solutions](#)

CONTACT US FOR DETAILS ON PRICING AND INVENTORY



PATRIOT CONNECTION

Medical Goods Supplier

HILL DT SPINAL DECOMPRESSION THERAPY TABLE

STANDARD FEATURES

SPECIFICATIONS

DELIVERY

SUPPORT

CARE INSTRUCTIONS



TABLE TOP

- Finesse Tricot Upholstery
- Pillow
- Adjustable stool
- Foot Pad



ESSENTIALS

- Cervical Decompression
- Lumbar Decompression
- Pelvic/Cervical Tilt
- Neoprene Thoracic Harness
- Smart Capture Preload



BASE

- Electric Adjustable Height
- Caster System
- Powder Coated Steel
- Thermo Plastic Base

STANDARD FEATURES

SPECIFICATIONS

DELIVERY

SUPPORT

CARE INSTRUCTIONS

| | |
|----------------------|--|
| Dimensions | 27"W x 80"L x 23"H |
| Electric Elevation | 23" - 34.5" |
| Controller | Microsoft Surface Pro |
| Top Material | Finesse Tricot Material |
| Foam | 3" Medium Density |
| Accessories Included | Foot Pad, Adjustable Leg Stool, Pillow, Thoracic Harness |
| Lifting Capacity | 600lbs |
| Product Weight | 420lbs |
| Warranty | 1 Year On All Parts |

CONTACT US FOR DETAILS ON PRICING AND INVENTORY



PATRIOT CONNECTION

Medical Goods Supplier

HILL DT SPINAL DECOMPRESSION THERAPY TABLE



 Hill Laboratories
Since 1945

CONTACT US FOR DETAILS ON PRICING AND INVENTORY



PATRIOT CONNECTION

Medical Goods Supplier

HILL DT SPINAL DECOMPRESSION THERAPY TABLE

SINCE 1945: OUR LEGENDARY CLASSIC

The Anatomotor has been a trusted leader among roller and traction treatment tables since 1945. Amazingly versatile, the Anatomotor is designed for soft-tissue massage, intermittent and constant traction, heat and vibration. Relax your patients with the controlled, deep-kneading massage of the Anatomotor.

[Read More](#)



SOOTHING, THERAPEUTIC MASSAGE ROLLERS

Beneath the top pad of the Anatomotor are two sets of adjustable back rollers which raise or lower to create a soothing massage to the spinal muscle structure. These rollers straddle the spine to cover a 24" area from the upper thoracic to lower lumbar regions. The height of each set of rollers is independently controlled to adjust for the kyphotic and lordotic curvatures.

For back rollers only with no traction, [view the ST2 Stationary Roller Table](#).

INDUCES MUSCLE RELAXATION, BREAKS DOWN ADHESIONS, AND INCREASES CIRCULATION, LYMPHATIC FLOW, AND SPINAL MOBILITY.

 Hill Laboratories
Since 1945

CONTACT US FOR DETAILS ON PRICING AND INVENTORY



PATRIOT CONNECTION

Medical Goods Supplier

HILL DT SPINAL DECOMPRESSION THERAPY TABLE

PRODUCT SPECS

STANDARD FEATURES

SPECIFICATIONS

DELIVERY

SUPPORT

CARE INSTRUCTIONS



TABLE TOP

- 2" Foam Top
- Filler Block Insert
- Top Pad
- Foot Pad
- Pillow



ESSENTIALS

- Set of Thoracic Rollers
- Set of Lumbar Rollers
- Adjustable Leg Rollers
- 30 Minute Timer



BASE

- Vinyl Top and Sides
- Corner Bumper Trim
- 26" Fixed Height
- Glide Feet

STANDARD FEATURES

SPECIFICATIONS

DELIVERY

SUPPORT

CARE INSTRUCTIONS

| | |
|----------------------|--|
| Dimensions | 27"W x 80"L x 23"H |
| Electric Elevation | 23" - 34.5" |
| Controller | Microsoft Surface Pro |
| Top Material | Finesse Tricot Material |
| Foam | 3" Medium Density |
| Accessories Included | Foot Pad, Adjustable Leg Stool, Pillow, Thoracic Harness |
| Lifting Capacity | 600lbs |
| Product Weight | 420lbs |
| Warranty | 1 Year On All Parts |

CONTACT US FOR DETAILS ON PRICING AND INVENTORY



PATRIOT CONNECTION

Medical Goods Supplier

ST2 ANATOMOTOR ROLLER MASSAGE TABLE



 Hill Laboratories
Since 1945

CONTACT US FOR DETAILS ON PRICING AND INVENTORY



PATRIOT CONNECTION

Medical Goods Supplier

ST2 ANATOMOTOR ROLLER MASSAGE TABLE

THE ROLLER TABLE THAT WILL KEEP YOUR PATIENTS TALKING.

Calming and therapeutic, the roller motion of the original Hill Anatomotor Model 200 is compressed into a 6'3" footprint with the **ST2 Stationary Top Anatomotor**. A reciprocating carriage moves the rollers at a speed just under the respiration rate. Unlike other massage tables, the back rollers are always in contact with the patient for a more relaxing and comfortable, deep-kneading massage therapy.

[Read More](#)



SOOTHING, THERAPEUTIC MASSAGE ROLLERS

Beneath the top pad of the Anatomotor are two sets of adjustable back rollers which raise or lower to create a soothing massage to the spinal muscle structure. These rollers straddle the spine to cover a 24" area from the upper thoracic to lower lumbar regions. The height of each set of rollers is independently controlled to adjust for the kyphotic and lordotic curvatures.

The ST3 Option has a third set of massage rollers beneficial in treating the outer rib cage and larger patients. Heat and vibration options are available on both models.

 **Hill Laboratories**
Since 1945

CONTACT US FOR DETAILS ON PRICING AND INVENTORY



PATRIOT CONNECTION

Medical Goods Supplier

ST2 ANATOMOTOR ROLLER MASSAGE TABLE

MULTIPLE USES FOR ADJUSTMENTS, PHYSICAL THERAPY OR MODALITIES

The ST2 Anatomotor easily converts to a straight treatment table by inserting the filler block with face cut-out. A great solution for use with the Hill IFC or HF54 Plus Hands-Free Ultrasound. Chiropractic manipulations using the spring-recoil action of the filler-block or general stretching/rehab are versatile uses for the ST2.

THE TIME-TESTED DESIGN OF THE ST2 WILL GIVE YEARS OF TROUBLE-FREE SERVICE.

[Build Your ST2](#)



PRODUCT SPECS

STANDARD FEATURES

SPECIFICATIONS

DELIVERY

SUPPORT

CARE INSTRUCTIONS



TABLE TOP

- 1.5" Foam Top
- Top Pad
- Foot Pad
- Pillow



ESSENTIALS

- Set of Thoracic Rollers
- Set of Lumbar Rollers
- 30 Minute Timer
- Filler Block Insert



BASE

- Vinyl Top and Sides
- Corner Bumper Trim
- 26" Fixed Height
- Glide Feet

CONTACT US FOR DETAILS ON PRICING AND INVENTORY



PATRIOT CONNECTION

Medical Goods Supplier

ST2 ANATOMOTOR ROLLER MASSAGE TABLE

PRODUCT SPECS

STANDARD FEATURES

SPECIFICATIONS

DELIVERY

SUPPORT

CARE INSTRUCTIONS

| | |
|----------------------|--|
| Dimensions | 24"W x 75"L x 26"H (22", 24", 28" heights available) |
| Foam | 1.5" Medium Density (3" option available) |
| Accessories Included | Pillow, Filler Block, Foot Pad |
| Product Weight | 250lbs |
| Weight Capacity | 600lbs |
| Product Warranty | Lifetime Warranty on Rollers, 5 Year Warranty on Motor, 1 Year Warranty on all other Parts |



Hill Laboratories
Since 1945

CONTACT US FOR DETAILS ON PRICING AND INVENTORY



PATRIOT CONNECTION

Medical Goods Supplier

MASSAGE ELECTRIC LIFT TABLE



 Hill Laboratories
Since 1945

CONTACT US FOR DETAILS ON PRICING AND INVENTORY



PATRIOT CONNECTION

Medical Goods Supplier

MASSAGE ELECTRIC LIFT TABLE

EASY ON YOUR STAFF AND COMFORTABLE FOR YOUR CLIENTS

The elevation lift height and the comfort of the Hill Massage table is ideal for any massage and holistic therapy techniques including deep tissue massage, ashatsu massage, hot stone, cupping, reiki and acupuncture.

[Read More](#)



QUIET AND DEPENDABLE

Work at the ideal height by tapping a foot pedal and easily adjust for different patients and techniques from 21" to 31". The lift elevation motor is a quiet so not to interrupt the relaxation of the therapy. With a generous working surface, the massage table top is 27"W x 75"L with rounded corners and the multi-layered cushion system. For a larger surface, we can manufacture the massage table at 30" wide.

AT THE END OF EACH DAY, YOU'LL THANK YOURSELF FOR AN ELECTRIC LIFT TABLE

[Leave a message](#)

THOSE 90 MINUTE MASSAGE APPOINTMENTS JUST GOT A WHOLE LOT BETTER.

One of the biggest complaints you probably hear from your clients may be regarding sinus pressure from laying prone too long. Each Hill Massage Table comes with an Aero-Cell face cushion, one of the most comfortable crescent pillows on the market today. An Easy-Lock Face Cradle positions your client's head quickly and easily at any angle and height.

THE HILL AERO-CELL FACE PILLOW DELIVERS MAXIMUM COMFORT.

[Build Your Hill Massage Table](#)



CONTACT US FOR DETAILS ON PRICING AND INVENTORY



PATRIOT CONNECTION

Medical Goods Supplier

MASSAGE ELECTRIC LIFT TABLE

PRODUCT SPECS

STANDARD FEATURES



TABLE TOP

- 27"W Top
- Aero-Cell Face Pillow
- Easy-Lock Face Cradle

SPECIFICATIONS



ESSENTIALS

- Electric Elevation
- 1" Soft over 1.5" Medium Foam

DELIVERY

SUPPORT

CARE INSTRUCTIONS



BASE

- Thermo-Plastic Base
- Powder-Coated Steel

PRODUCT SPECS

STANDARD FEATURES

SPECIFICATIONS

DELIVERY

SUPPORT

CARE INSTRUCTIONS

| | |
|------------------|---|
| Electric Height | 21" - 31" |
| Dimensions | 27"W (30"W optional) x 75"L (w/Headpiece - 86") |
| Foam | 1" soft over 1.5" medium density combination. |
| Product Weight | 200lbs. |
| Lifting Capacity | 400lbs. |
| Product Warranty | 1 Year Warranty On All Parts |



Hill Laboratories
Since 1945

CONTACT US FOR DETAILS ON PRICING AND INVENTORY



PATRIOT CONNECTION

Medical Goods Supplier

ACR MANUAL SPINAL NEURAL DECOMPRESSION



 Hill Laboratories
Since 1945

CONTACT US FOR DETAILS ON PRICING AND INVENTORY



PATRIOT CONNECTION

Medical Goods Supplier

ACR MANUAL SPINAL NEURAL DECOMPRESSION

Developed exclusively with Dr. Gregory Johnson for the Ring Dinger (Johnson Chiropractic Technique), the ACR Table features adjustable electric height, specially-designed, removable hip mobilization posts, and an electric lift which brings the patients lower legs parallel to the floor with a push of a button.

[Read More](#)



SPECIALLY DESIGNED FOR THE JOHNSON TECHNIQUE

The Johnson Technique (Ring Dinger) focuses on adjusting the whole body as well as the spine. The ACR Table features specially-designed, removable hip mobilization posts and an electric leg lift to position the patient for this unique and effective treatment.

JOIN THE RING DINGER TEAM

[Visit ACE Website](#)

[Leave a message](#)

 **Hill Laboratories**
Since 1945

CONTACT US FOR DETAILS ON PRICING AND INVENTORY



PATRIOT CONNECTION

Medical Goods Supplier

ACR MANUAL SPINAL NEURAL DECOMPRESSION

PRODUCT SPECS

STANDARD FEATURES

SPECIFICATIONS

DELIVERY

CARE INSTRUCTIONS



TABLE TOP

- Hand Control w/ Presets
- Removable Pelvic Posts
- Hand-Sewn Vinyl



ESSENTIALS

- Electric Height
- Electric Leg Lift
- ADA Compliant



BASE

- Corded Foot Pedal
- Powder-Coated Steel
- Thermo Plastic Base

PRODUCT SPECS

STANDARD FEATURES

SPECIFICATIONS

DELIVERY

CARE INSTRUCTIONS

| | |
|----------------------|--|
| Electric requirement | 115 v~, 60 Hz, 10 A |
| Lifting Capacity | 450 pounds |
| Base | Powder-coated steel with Thermo-plastic Skirting |
| Top | Finesse Vinyl with Ultra-Cell® Foam |
| Dimensions | 73"L x 26"W |
| Shipping Weight | 275 pounds |

CONTACT US FOR DETAILS ON PRICING AND INVENTORY



PATRIOT CONNECTION

Medical Goods Supplier

HI-LO ACTIVATOR CHIROPRACTIC TABLE



 Hill Laboratories
Since 1945

CONTACT US FOR DETAILS ON PRICING AND INVENTORY



PATRIOT CONNECTION

Medical Goods Supplier

HI-LO ACTIVATOR CHIROPRACTIC TABLE

BUILT FOR QUALITY AND DESIGNED FOR COMFORT.

The Hi-Lo Activator Chiropractic table was designed for use with ACTIVATOR® instruments or application of ACTIVATOR METHOD® techniques*. Patients will experience a smooth tilt transition between soft start-up and landing by way of a corded foot pedal. Patient size and comfort are taken into account with a wedge-shaped foot section that conforms to the angle of the leg (available with flat cushion upon request). Your comfort is our consideration as well with standard features like a balanced face paper shelf and electric motion controlled by a corded pedal.

[Read More](#)



GENTLE VERTICAL TO HORIZONTAL MOBILITY

The Hi-Lo Activator table tilts from standing to flat for ultimate patient comfort and mobility. Featuring a gentle transition between soft start-up and landing, the Hi-Lo will not disturb the patient with any sudden stopping or bumping. The standing foot platform automatically folds down as the table top is lowered and rises up to meet the feet when elevated.

STANDARD MODEL INCLUDES PAPER SHELF,
WEDGED FOOT AND 36" FACE CUT-OUT.

[Build Your Hi-Lo](#)



 **Hill Laboratories**
Since 1945

CONTACT US FOR DETAILS ON PRICING AND INVENTORY



PATRIOT CONNECTION

Medical Goods Supplier

HI-LO ACTIVATOR CHIROPRACTIC TABLE

BUILT FOR QUALITY AND DESIGNED FOR COMFORT.

The Hi-Lo Activator Chiropractic table was designed for use with ACTIVATOR® instruments or application of ACTIVATOR METHOD® techniques*. Patients will experience a smooth tilt transition between soft start-up and landing by way of a corded foot pedal. Patient size and comfort are taken into account with a wedge-shaped foot section that conforms to the angle of the leg (available with flat cushion upon request). Your comfort is our consideration as well with standard features like a balanced face paper shelf and electric motion controlled by a corded pedal.

[Read More](#)



GENTLE VERTICAL TO HORIZONTAL MOBILITY

The Hi-Lo Activator table tilts from standing to flat for ultimate patient comfort and mobility. Featuring a gentle transition between soft start-up and landing, the Hi-Lo will not disturb the patient with any sudden stopping or bumping. The standing foot platform automatically folds down as the table top is lowered and rises up to meet the feet when elevated.

STANDARD MODEL INCLUDES PAPER SHELF, WEDGED FOOT AND 36" FACE CUT-OUT.

[Build Your Hi-Lo](#)



Hill Laboratories
Since 1945

CONTACT US FOR DETAILS ON PRICING AND INVENTORY



PATRIOT CONNECTION

Medical Goods Supplier

HI-LO ACTIVATOR CHIROPRACTIC TABLE

PRODUCT SPECS

STANDARD FEATURES

SPECIFICATIONS

DELIVERY

SUPPORT

CARE INSTRUCTIONS



TABLE TOP

- 36" Face Cut-Out
- 2.5" Soft Foam
- 27"W x 75"L



ESSENTIALS

- Electric Tilt
- Wedged Shape Foot
- Paper Shelf
- Standing Foot Platform



BASE

- Corded Tilt Pedal
- Thermo Plastic Base
- Powder Coated Steel

PRODUCT SPECS

STANDARD FEATURES

SPECIFICATIONS

DELIVERY

SUPPORT

CARE INSTRUCTIONS

| | |
|------------------|--|
| Electric Tilt | 34"H Horizontal (28" and 30" Heights optional) |
| Dimensions | 27"W x 75"L (30"W optional) |
| Foam | 2.5" Soft (Medium or Firm available) |
| Product Weight | 275lbs |
| Lifting Capacity | 350lbs |
| Product Warranty | 1 Year Warranty On All Parts |

CONTACT US FOR DETAILS ON PRICING AND INVENTORY



PATRIOT CONNECTION

Medical Goods Supplier

HA90AM ACTIVATOR METHOD CHIROPRACTIC TABLE



 Hill Laboratories
Since 1945

CONTACT US FOR DETAILS ON PRICING AND INVENTORY



PATRIOT CONNECTION

Medical Goods Supplier

HA90AM ACTIVATOR METHOD CHIROPRACTIC TABLE

BUILT FOR QUALITY AND DESIGNED FOR COMFORT.

The HA90AM was designed for use with ACTIVATOR® instruments or application of ACTIVATOR METHOD® techniques*. Patient size and comfort are taken into account with a wedge-shaped foot section that conforms to the angle of the leg (available with flat cushion upon request). Your comfort is our consideration as well with standard features like a face paper shelf and electric elevation controlled by a corded pedal.

The HA90AM is an elevation table that adjusts in height from 22" to 35". The HA90AM base model also features a 36" face cut-out open at the head end of table, 2.5" soft foam top at 27" wide and 75" long.

[Read More](#)



CUSTOMIZE TO SUITE YOUR NEEDS

The HA90AM can be customized from the many colors and options, including optional 30" width, Auto-Touch Elevation or a Toggle Height Hand Switch mounted under the table cushion.

THE HA90AM COMES STANDARD WITH A PAPER SHELF AND WEDGED FOOT SECTION.

[Build Your HA90AM](#)

 **Hill Laboratories**
Since 1945

CONTACT US FOR DETAILS ON PRICING AND INVENTORY



PATRIOT CONNECTION

Medical Goods Supplier

HA90AM ACTIVATOR METHOD CHIROPRACTIC TABLE

PRODUCT SPECS

STANDARD FEATURES

SPECIFICATIONS

DELIVERY

SUPPORT

CARE INSTRUCTIONS



TABLE TOP

- 36" Face Cut-Out
- 2.5" Soft Foam
- 27"W x 75"L



ESSENTIALS

- Electric Elevation
- Wedged Shape Foot
- Paper Shelf



BASE

- Corded Height Pedal
- Thermo Plastic Base
- Powder Coated Steel

PRODUCT SPECS

STANDARD FEATURES

SPECIFICATIONS

DELIVERY

SUPPORT

CARE INSTRUCTIONS

| | |
|------------------|--------------------------------------|
| Electric Height | 22" - 35" |
| Dimensions | 27"W x 75"L (30"W optional) |
| Foam | 2.5" Soft (Medium or Firm available) |
| Product Weight | 250lbs |
| Lifting Capacity | 450lbs |
| Product Warranty | 1 Year Warranty On All Parts |

CONTACT US FOR DETAILS ON PRICING AND INVENTORY



PATRIOT CONNECTION

Medical Goods Supplier

STAIR LIFTS

CONTACT US FOR DETAILS ON PRICING AND INVENTORY



PATRIOT CONNECTION

Medical Goods Supplier

AMERIGLIDE—RAVE 2 STAIRLIFT



rave²
STAIR LIFT

Upgraded Mobility

Introducing the new and improved AmeriGlide Rave 2! This sleek and stylish stair lift has been upgraded with many innovative features that provide you with **even more safety and comfort** when going up and down your stairs.

Key Features

- Extended battery life, up to 60 cycles during power outage
- Maintenance-free
- New fully upholstered seat back/bottom for maximum comfort
- Full, spacious seat with adjustable seat back
- Right hand or left hand control option
- Retractable seat belt
- Has charge strips above and below the hinge for charging flexibility/preference
- 90° seat swivel at top of rail for an easy exit
- Continuous motion, unit does not stop while rail extends/retracts
- Two call/send remote controls
- Optional key-lock to prevent unauthorized use
- Provides clear walkway at bottom landing
- Optional tall rail brackets to keep rail from extending into hallway at top of staircase



AmeriGlide
ACCESSIBILITY SOLUTIONS

DECEMBER 2020

OVERVIEW

Introducing the **NEW** and greatly-improved AmeriGlide Rave 2! This sleek and stylish stair lift has been upgraded with many features that will keep you safe and comfortable while going up and down your stairs. The already ultra-compact stair lift was designed to make restoring accessibility to your multi-level home as convenient and easy as possible. Now, it is even better! Homeowners with exceptionally narrow stair cases will love the ultra-thin design of this stair lift. The lift unit takes up only slightly more than 11 inches when folded, allowing others in your home optimal access to the stairs. The AmeriGlide Rave 2 is built for durability, with a tough all-metal case construction that withstands normal wear-and-tear far better than other comparable stair lift brands.

The AmeriGlide Rave 2 differs from many of our competitors' stair lift units in that the track attaches to the stairs themselves rather than the wall, and every point of contact uses a single bracket, making installation easier. The Rave 2 is compatible with any standard 120V household power outlet, and the battery that powers the unit charges at the top or bottom of the track, providing a reserve of power that keeps your stair lift going even in the event of a power outage. An arm-mounted operation switch is included as a standard feature, along with AmeriGlide's standard array of safety switches that prevent the lift from operating if an obstruction blocks your path. The seat swivels at the top, away from the steps, so the rider can safely exit or enter the stair lift.

Best of all, the AmeriGlide Rave 2 lift is assembled in the USA, which means quality you can depend on.

For stair lift users that want a safe, comfortable, reliable, and easy to install solution: look no further than the AmeriGlide Rave 2! To order, contact our mobility specialists today!

CONTACT US FOR DETAILS ON PRICING AND INVENTORY



PATRIOT CONNECTION

Medical Goods Supplier

AMERIGLIDE—RAVE 2 STAIRLIFT

From *raVe* to *raVe2*

The already ultra-compact AmeriGlide Rave stair lift was designed to restore accessibility to your multi-level home. Now, with the AmeriGlide Rave 2 stair lift, the lift unit takes up only a little more than 11 inches when folded, making it the *most compact*

stair lift on the market! Giving others *even more* room to use the stairs. The AmeriGlide Rave 2 is built to last, with tough construction that withstands normal wear-and-tear far better than any other stair lift on the market.



Safety Features:

- Meets ASME 18.1
- ETL Listed #3148125
- Integrated Centrifugal Overspeed Brake
- Seat Swivel Interlock
- Chassis obstruction sensors
- Footrest obstruction sensors

Warranty Options:

- 5 year warranty on drive train
- 3 year warranty on parts
- 1 year warranty on battery



Compact Design



Made in the USA



Built to Last

| | Rave 2 | Rave 2 with Folding Rail |
|---------------------------|------------------------|--------------------------|
| Maximum capacity | 350 lbs | 350 lbs |
| Minimum folded width | 11" | 13.75" |
| Lift/Lower Speed | 20 fpm | 20 fpm |
| Seat Back Height | 16.6" min. / 18.1" max | 16.6" min. / 18.1" max |
| Seat Bottom | 14.5" x 18.6" | 14.5" x 18.6" |
| Overall Seat Depth | 16.5" | 16.5" |
| Distance Between Armrests | 19.5" | 19.5" |

✓ PRODUCT SPECIFICATIONS

| | |
|-----------------------------|--|
| Drive Type | Polymer Worm / Worm-Rack |
| Battery Powered | Yes |
| Self Installable | Yes |
| Basic Installation Included | No |
| Standard Capacity | 350 lb |
| Max Track Length, Standard | 15.5' |
| Max Track Length, Optional | 70' |
| Track Material | Aluminum |
| Seat Width, Min | 19.5" |
| Swivel Seat | Yes |
| Flip-Up Seat | Yes |
| Flip-Up Armrests | Yes |
| Constant Pressure Controls | Yes |
| Footrest Safety Sensor | Yes |
| Call Stations Included | Wireless |
| Digital Diagnostics Display | No |
| Unit Footprint, In Use | 22.5" |
| Unit Footprint, Parked | 11" |
| Track Width | 4.875" |
| Track Footprint | 7" |
| Power Cord Lengths | 10' with the charger box in the middle |
| Key Lock | No |

CONTACT US FOR DETAILS ON PRICING AND INVENTORY



PATRIOT CONNECTION

Medical Goods Supplier

AMERIGLIDE—RAVE CURVED STAIRLIFT



AmeriGlide
ACCESSIBILITY SOLUTIONS

CONTACT US FOR DETAILS ON PRICING AND INVENTORY

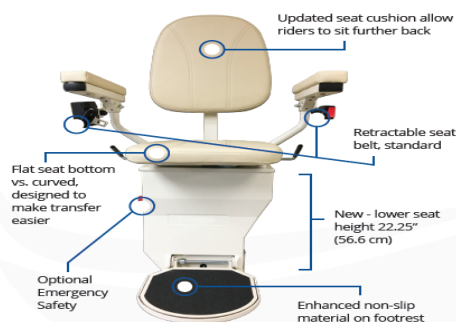


PATRIOT CONNECTION

Medical Goods Supplier

AMERIGLIDE—RAVE CURVED STAIRLIFT

The Rave Curved HD Stair Lift is Customized for You



Outdoor Option

The Rave Curved HD Stair Lift is not limited to the indoor confines of your home.

Highlights of the outdoor rail include:

- Weather treated rail
- ETL-rated Chassis
- Seat and Chassis cover included

20 Feet Per Minute
350 Pound Capacity
16" Folded Width
164' Max Travel Length

Rave Curved HD Stair Lift Product Specifications

| | | | |
|------------------------|---|-----------------|---|
| Weight Capacity | 350 lb (158.8 kg) | Warranty | Limited Lifetime Warranty, 2-Year on Parts, 1-Year on Battery |
| Drive System | Steel Rack and Pinion | Options | Emergency Safety, Wide Seat 21" (53.3 cm), Key Switch, Additional Call/Send, Additional Charging Station, Custom Colors |
| Lift Speed | 20 fpm | | |
| Seat | 19" W x 15" D x 20.5" H (48.3 x 38.1 x 52.1 cm) | | |
| Folded Width | 16" (40.6 cm) | | |
| Control Circuit | 24V DC | | |
| Standard Color | Beige | | |
| Max Rail Length | 164' (50 m) | | |



✓ PRODUCT SPECIFICATIONS

| | |
|-----------------------------|--|
| Drive Type | Steel Rack and Pinion |
| Battery Powered | Yes |
| Self Installable | No |
| Basic Installation Included | No |
| Standard Capacity | 350 lb |
| Max Track Length, Standard | 18' |
| Max Track Length, Optional | 164' |
| Rail Angle, Max | 60° |
| Seat Width, Min | 21" |
| Seat Depth | 15" |
| Swivel Seat | Yes |
| Flip-Up Seat | Yes |
| Flip-Up Armrests | Yes |
| Constant Pressure Controls | Yes |
| Footrest Safety Sensor | Yes |
| Digital Diagnostics Display | No |
| Unit Footprint, Parked | 16" |
| Warranty | Limited Lifetime, 2-Year Parts, 1-Year Battery |
| Key Lock | No |

OVERVIEW

The AmeriGlide Rave Curved HD Stair Lift is one of a kind, made just for you and assembled in the USA. The design is crafted to fit your needs, staircase, and décor.

This stair lift is built to last. Every staircase that is fitted with a AmeriGlide Rave Curved HD is measured with a calibrated camera kit for digital accuracy. Constructed with highly durable steel, custom precision-bent rails, and finished by experienced craftsmen, this true curved rail is highly engineered to give you an extraordinarily smooth ride.

Your unique path to independence will allow you to enjoy time with your family and your home on every level giving you independence, freedom and the quality of life you deserve.

The build and delivery methods also allow installers to work more quickly and efficiently when they arrive at your home. The lift can be installed with minimal disruptions to you.

Perfect for a stairway with a 90 degree turn, 180 degree, or even a spiral staircase. The AmeriGlide Rave Curved HD can even be built to accommodate multi-story applications.

An ergonomically-designed seat features swivel seat and "flip-up" arms to make entry and exit easier.

Custom color and fabric options are available to help make the AmeriGlide Rave Curved HD Stair Lift a tasteful addition to any home.

This stair lift must be installed by trained installers. It is not user installable; however, the installation cost is included in the shipping fee. To learn more about your options and order your AmeriGlide Rave Curved HD Stair Lift stairlift, contact one of our stair lift experts today.

CONTACT US FOR DETAILS ON PRICING AND INVENTORY



PATRIOT CONNECTION

Medical Goods Supplier

AMERIGLIDE—RUBEX STAIRLIFT



CONTACT US FOR DETAILS ON PRICING AND INVENTORY



PATRIOT CONNECTION

Medical Goods Supplier

AMERIGLIDE—RUBEX STAIRLIFT

Features

- Simple Installation
- Installs on either side of staircase
- Mounts to the stairs - not the wall
- Travel up to 25 feet
- Extruded aluminum track is factory cut to fit your stairs
- Track only takes up 11.5" of staircase and chair folds to 14" from wall
- Unit-controls mount on either armrest
- Wall-mounted call/send controls
- Constant-pressure controls stop the lift the instant you release the control
- Limit switches automatically shut the unit off at the top and bottom of the stairs
- Footrest safety sensors stop the lift should it contact anything on the stairs
- Wide, comfortable seat swivels 90° toward landing at each level for safe and easy enter and exit
- Safety switch prevents lift from running when seat is not in proper position
- 300 lbs (DC)/ 350 lbs (AC) capacity; aircraft cable rated for 4,200 lbs. *over 16' of rail only rated to 250 lb
- Durable off white powder coat finish
- Operates on standard household current, 110 VAC grounded outlet
- Smooth starts and stops
- Made in America!



Safety sensors on the footrest stops travel the instant an obstacle is detected.



Wall-mounted call/send controls enable you to control the lift from either landing.



Rocker controls can be installed on either arm.

Optional folding arms fold up to create more room on the stairway. Their height is easily adjusted to accommodate different sized people.



Use the optional side-car basket to carry groceries, laundry and other items up and down stairs.



Hand-held pendant controls come standard with folding arm seat.

✓ PRODUCT SPECIFICATIONS

| | |
|-----------------------------|-------------|
| Drive Type | Cable |
| Battery Powered | No |
| Self Installable | Yes |
| Basic Installation Included | No |
| Standard Capacity | 350 lb |
| Max Track Length, Standard | 15' |
| Max Track Length, Optional | 25' |
| Rail Angle, Min | 30° |
| Rail Angle, Max | 45° |
| Track Material | Aluminum |
| Seat Width, Min | 17.5" |
| Seat Depth | 14" |
| Swivel Seat | Yes |
| Flip-Up Seat | Yes |
| Flip-Up Armrests | No |
| Constant Pressure Controls | Yes |
| Footrest Safety Sensor | Yes |
| Call Stations Included | Yes - Wired |
| Digital Diagnostics Display | No |
| Unit Footprint, In Use | 24.25" |
| Unit Footprint, Parked | 14" |
| Track Width | 8" |
| Track Footprint | 12" |
| Key Lock | No |

OVERVIEW

Built for Safety. Every detail of our Rubex electric powered stairlift is designed with your safety in mind. We build safety sensors into the footrest, include a locking mechanism in the seat belt, and give the motor instant reversing capability. With automatic limits at each end of the track, standard mechanical and electrical slack cable safety devices, and a fail-safe mechanism that prevents operation until the seat is in the correct position, this stairlift is one of the safest on the market today. It is ETL listed and meets ASME A17.1 and A18 safety standards for public and private use. We also include call stations for both top and bottom landings, which can be mounted to the wall or to the floor. [Read more about AmeriGlide stair lift safety standards.](#)

Easy "Homeowner" Installation. Unbelievably, the AmeriGlide Rubex electric powered stair lift simply plugs into the nearest outlet. No special wiring is needed! You can install it on either the right-hand or left-hand side of your staircase; you can even switch it from side to side without any additional parts.

Sleek Design Compliments Any Decor. The AmeriGlide Rubex electric powered stair lift is available in an attractive almond finish with your choice of vinyl seat color. When not in use, you can easily fold up the padded seat and flip up the footrest and your stair lift only takes up 14 inches of space. It's so compact, other people in your household always have full use of the stairs.

Questions? Contact one of our [stair lift experts](#) to find out more about how the Rubex electric powered stair lift fits your life.

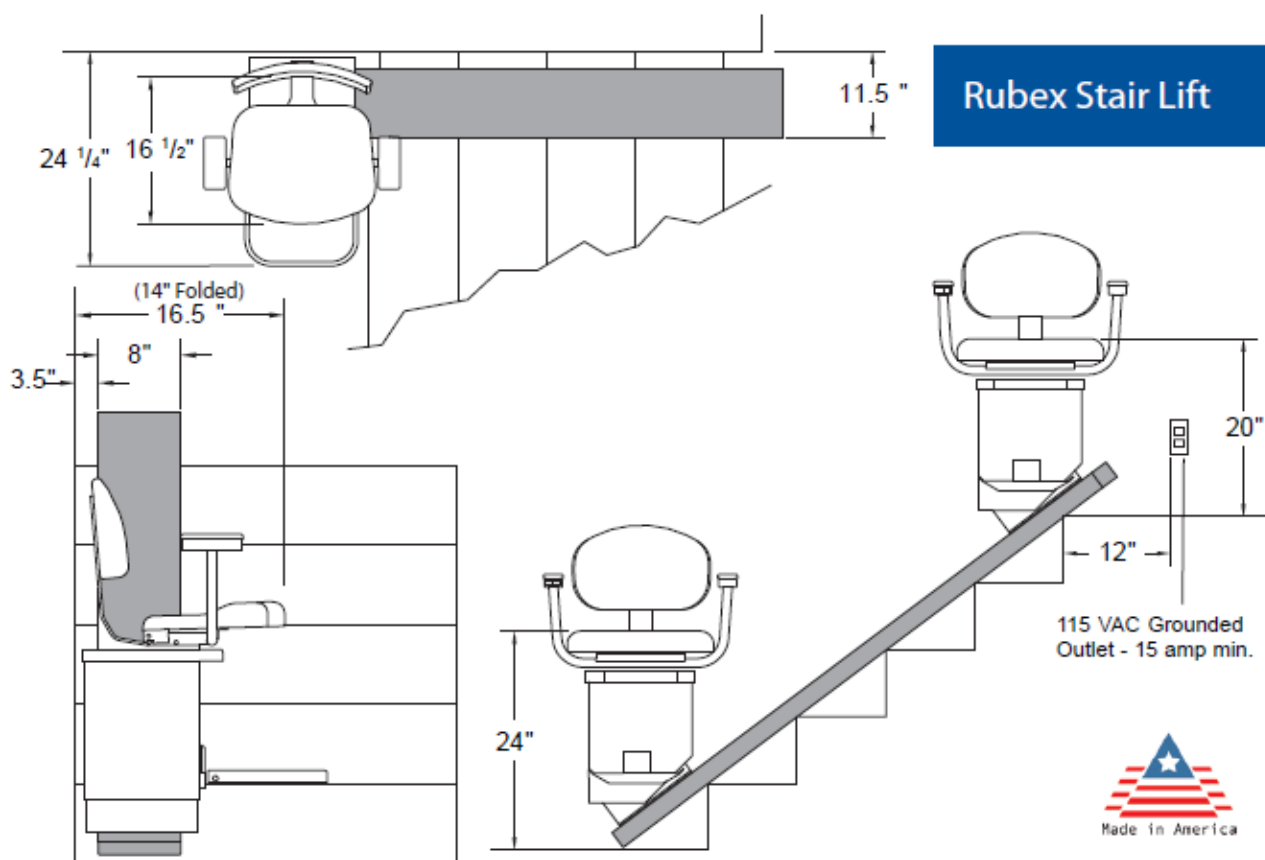
Note: weight capacity is reduced to 250 pounds if track length is 16 feet and longer.



PATRIOT CONNECTION

Medical Goods Supplier

AMERIGLIDE—RUBEX STAIRLIFT



AmeriGlide

Inclined Cargo Lift

Make lifting large, heavy or bulky items up and down stairs easier and safer!

Promote safety in:

- Storage rooms
- Warehouses
- Mezzanines
- Manufacturing plants





PATRIOT CONNECTION

Medical Goods Supplier

MERITS-PILOT AVIATOR

AVIATOR



ReVA3

Pilot

REACHING NEW HEIGHTS

7/8/2021

CONTACT US FOR DETAILS ON PRICING AND INVENTORY



PATRIOT CONNECTION

Medical Goods Supplier

MERITS-PILOT AVIATOR

WHY CHOOSE PILOT ?

At Pilot, we understand the challenges a staircase can present and we are passionate about helping people maintain their freedom and independence in the home they love. The Pilot Aviator, for straight staircases, offers a great combination of style, safety and comfort.

VERSATILITY

- The universal design allows the lift to be installed on the left or right side of the stairs
- Armrest width, seat height and toggle position are fully adjustable to meet the user's needs
- 2 position swivel seat for safe transfers on and off the lift



FUNCTIONALITY

- Extra long charging stations make charging the powerful 9Ah batteries easy
- In the event of a power outage, the Aviator's automatic sleep mode will preserve the batteries for up to 20 days!
- Equipped with a battery test point, diagnostic display and easy access panels for fast, accurate services

SAFETY IS THE STANDARD

- 5 directional safety sensors
- Retractable seat belt
- Armrest position sensors
- Seat position sensor
- Over speed governor
- Electro mechanical brake
- Key switch



CONTACT US FOR DETAILS ON PRICING AND INVENTORY



PATRIOT CONNECTION

Medical Goods Supplier

MERITS-PILOT AVIATOR

AUTOMATIC HINGED RAIL

Pilot's auto folding rail option keeps the walkways clear when not in use

The fully automatic system ensures that the rail is always in the right position, making the operation for the user a breeze



OUTDOOR UNIT

The Aviator outdoor has been completely weatherized to withstand the elements.

Each unit is supplied with:

- 2 lockable, wall mounted boxes for the remotes
- A weatherproof charger box
- Weather resistant cover to protect the unit when not in use

| Technical Specifications | |
|--------------------------|---|
| Weight capacity | 350 lbs (300 lbs with hinge option) |
| Motor | 950W, 24VDC |
| Speed | 20-fpm/6M/min |
| Drive Method | Rack & Pinion |
| Incline Limits | *25-55 |
| Charger | 115~230V AC, 50/60Hz |
| Battery | 24VDC re-chargable batteries |
| Internal Arm Rest Width | 16" - 20" |
| Seat to Footplate Height | 18.8" |
| Remote Controls | 2 infrared remotes included |
| Compliance Standards | ASME A18.1/A17.5 |
| Safety Sensors | 5 safety sensors as standard |
| Safety Devices | Overtravel prevention, motor brake, key switch, retractable seat belt, armrest and swivel seat safety switches, OSG |
| Warranty | 5 years on the motor gear box 2 years on components |

OPTIONS

- Hinge
- Extended Footplate (2")
- Extended Seat Post (2")
- Extended Stair Brackets (6")
- DC Charger Extension (8ft)

Available in 3 upholstery colors



CONTACT US FOR DETAILS ON PRICING AND INVENTORY

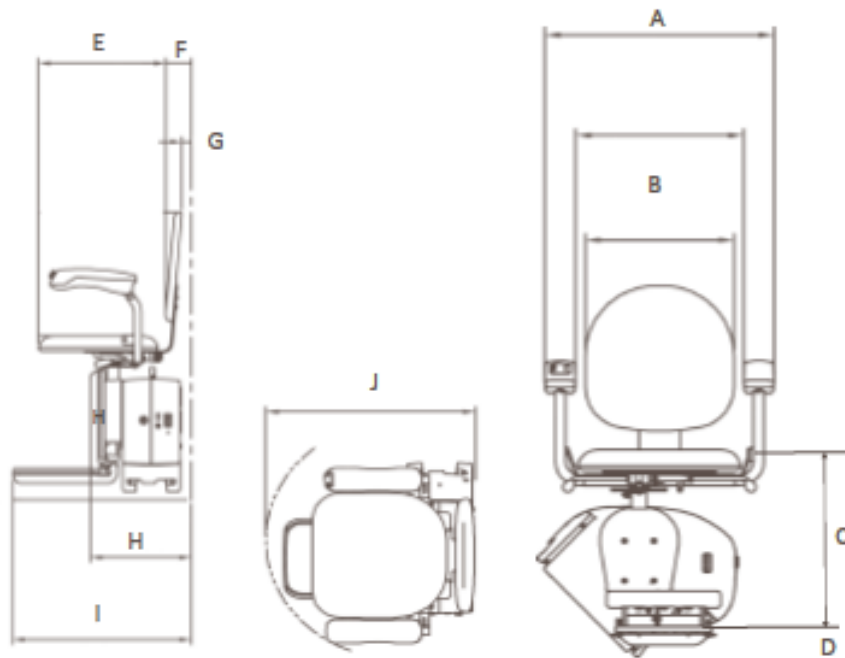


PATRIOT CONNECTION

Medical Goods Supplier

MERITS-PILOT AVIATOR

DIMENSIONS



| Front view | Inches |
|-----------------------------|----------|
| A - External armrest width | 22 to 26 |
| B - Internal armrest width | 16 to 20 |
| C - Seat to footrest height | 17 to 20 |
| D - Footrest to floor | 4 |
| Side view and top view | Inches |
| E - Seat Depth | 16.36 |
| F - Wall to inside of seat | 3.3 |
| G - Wall to seat back | 1.18 |
| H - Folded width | 13 |
| I - Unfolded width | 23 |
| J - Swivel radius | 24 |
| Track intrusion | 7.88 |

Please note, all dimensions that are measured from the wall are the minimum that can be achieved. Adjustments to these dimensions may be necessary to account for any constructions that are present.

CONTACT US FOR DETAILS ON PRICING AND INVENTORY



PATRIOT CONNECTION

Medical Goods Supplier

MERITS-PILOT NAVIGATOR



CONTACT US FOR DETAILS ON PRICING AND INVENTORY



PATRIOT CONNECTION

Medical Goods Supplier

MERITS-PILOT NAVIGATOR

Let Pilot Navigate you to new heights with
our custom built curve stairlift

BUILT TO LAST

Each track is 100% built to order utilizing a combination of advanced 3D tube bending technology and skillful craftsmanship. Our system reduces the number of joints in the rail resulting in a stronger track and a smooth, comfortable ride.



PRECISE FIT

As every staircase is different, each custom-built Navigator starts with a detailed survey using our easy to use, photo survey system. Most staircases can be surveyed in 30 minutes or less and we guarantee that the lift will fit perfectly.

The twin rail design fits close to the wall to leave more room on the staircase and with our steep start option, the track can take up as little as 11" at the lower landing.

STANDARD FEATURES

- Synchronous folding seat and footplate
- Smooth start and stop technology
- LED on carriage to illuminate your staircase
- Sleep mode preserves the batteries for up to 20 days when left off charge
- Diagnostic display
- Key switch



CONTACT US FOR DETAILS ON PRICING AND INVENTORY



PATRIOT CONNECTION

Medical Goods Supplier

MERITS-PILOT NAVIGATOR

HEAVY DUTY OPTION WITH VOICE COMMAND

The HD option increases the weight capacity of the stairlift to 350lbs and is equipped with an LCD display to inform the user of the status of the lift.

Forget to leave the lift on charge? The Navigator HD with voice command will alert the user, an industry first!

Please move the lift to a charging station



OUTDOOR UNIT

The Navigator outdoor has been completely weatherized to withstand the elements.

Each unit is supplied with:

- 2 lockable, wall mounted boxes for the remotes
- A weatherproof charger box
- Weather resistant cover to protect the unit when not in use

| Elevation Systems Options | |
|---------------------------|---|
| Weight capacity | 265 lbs (350 lbs with HD option) |
| Motor | 950W, 24VDC |
| Speed | 20-fpm/6M/min |
| Drive Method | Rack & Pinion |
| Incline Limits | 10-52° |
| Charger | 115~230V AC, 50/60Hz |
| Battery | 24VDC re-chargeable batteries |
| Internal Arm Rest Width | 16" - 20" |
| Seat to Footplate Height | 18.8" |
| Remote Controls | 2 RF remotes included |
| Compliance Standards | ASME A18.1/A17.5 |
| Safety Sensors | 5 safety sensors as standard |
| Safety Devices | Overtravel prevention, motor brake, key switch, retractable seat belt, armrest and swivel seat safety switches, OSG |
| Warranty | 5 years on the motor gear box 2 years on components |

COLOR OPTIONS

A choice of track and upholstery options to complement your décor.

SEAT COLORS



RAIL COLORS



CONTACT US FOR DETAILS ON PRICING AND INVENTORY



PATRIOT CONNECTION

Medical Goods Supplier

PLATFORM LIFTS

CONTACT US FOR DETAILS ON PRICING AND INVENTORY



PATRIOT CONNECTION

Medical Goods Supplier

STRATOS VERTICAL PLATFORM LIFT

STRATOS

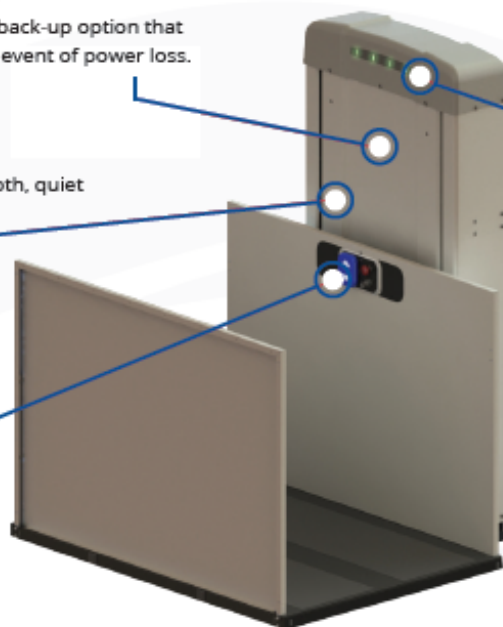
Vertical Platform Lift



ReadyUPS System: True battery back-up option that can deliver at least 5-cycles in the event of power loss.

SteadyDrive: Ensures a smooth, quiet and stable lift.

Big Blue Paddle:
A 4" x 5" high contrast ergonomic rocker paddle control that makes operation easier.



Guardian System: 4 bright, high-contrast LED status lights give continual performance feedback from the lift's control board. Monitoring almost every critical system, Guardian can provide immediate feedback & guidance.

Maximum Lifting Height

VPL400: up to 53"
VPL600: up to 77"
VPL800: up to 101"
VPL1000: up to 125"
VPL1200: up to 149"
VPL1400: up to 171"

CONTACT US FOR DETAILS ON PRICING AND INVENTORY



PATRIOT CONNECTION

Medical Goods Supplier

STRATOS VERTICAL PLATFORM LIFT

VPL400-1400 Product Specifications

Capacity 750 lb

Drive

- ACME screw
- 90V 2/3 HP fully sealed DC gear motor

Platform Sizes

- VPL400-VPL600: 36" x 48" clear platform
- VPL800-VPL1400: 36" x 54" clear platform

Certified

- ETL listed
- CSA B44.1/ASME A17.5
- Safety standard ASME A18.1
- Rated commercial & residential

Safety Features

- Safety pan beneath platform
- 4-LED indicators in top cap
- Emergency stop button in platform
- Overspeed brake
- Overload protection
- Interlocks for doors/gates
- Manual lowering tool

Speed 10.4 FPM

Power

- 115V AC
- 15 AMP circuit breaker

Warranty

- 3-year limited

Features

- 4" x 5" constant pressure paddle control
- Seal-Kor powder coat with stainless steel hardware for outdoor use

Options

- Battery backup UPS system
- 36" or 42" platform gates with EMI interlock
- Grab bar in platform
- Fixed or auto-fold ramp
- Fire-rated doors
- Wired or wireless call/send controls
- Lighted E-Stop with alarm
- Key lock in platform
- 3-stop with 3-button control panel



CONTACT US FOR DETAILS ON PRICING AND INVENTORY



PATRIOT CONNECTION
MEDICAL GOODS SUPPLIER

ELEVATORS

CONTACT US FOR DETAILS ON PRICING AND INVENTORY



PATRIOT CONNECTION

Medical Goods Supplier

AMERIGLIDE—OUTDOOR ELEVATOR



CONTACT US FOR DETAILS ON PRICING AND INVENTORY



PATRIOT CONNECTION

Medical Goods Supplier

AMERIGLIDE—OUTDOOR ELEVATOR

OVERVIEW

The Outdoor Elevator is unlike anything on the market today! A fully welded, all aluminum uni-body design makes it the most durable, weather resistance vertical platform lift on the market! Short lead times and an easy installation process means creating access to your multi-story home is a quick, easy process!

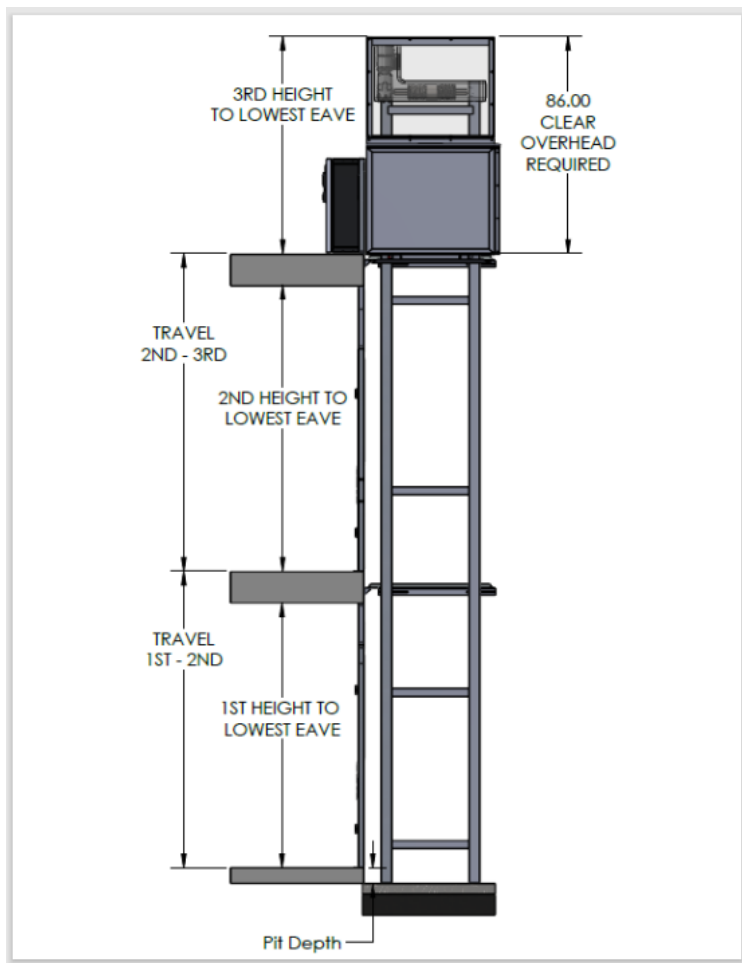
Adding to the durability of The Outdoor Elevator is a 160 MPH* engineered wind load rating!

If you are in the market for a top-of-the-line Vertical Platform Lift that meets elevator code AND is truly weather resistant, we would like the opportunity to provide you with a complimentary quote and more detailed information.

* Engineered wind load rating details are available upon request. Proper anchoring configuration is required for 160 mph winds.

PRODUCT SPECIFICATIONS

| | |
|-----------------------------|---|
| Applications | Outdoor and High Humidity Environments |
| Capacity | 500 lb |
| Cab Dimensions (standard) | 36" W x 48" D |
| Speed (per minute) | 24' |
| Drive | Winding Drum |
| Motor/Pump | Industrial Duty Gearmotor (no machine room) |
| Capacity Upgrade | 750 lb |
| Type | Constant Pressure Operation |
| Max Landings | 3 |
| Overhead Clearance Required | Top of Car at Top Landing |
| Power Requirement | 110 VAC, Plug N' Play Wiring |
| Pit Depth | 6" |
| Safety | Type "A" Instant Safeties, Meets ASME A18.1 |





PATRIOT CONNECTION

Medical Goods Supplier

AMERIGLIDE—VICTORIAN ELEVATOR





PATRIOT CONNECTION

Medical Goods Supplier

AMERIGLIDE—VICTORIAN ELEVATOR

OVERVIEW

If you're looking for a high-quality elevator that will blend in seamlessly with your home, we have the elevator for you! The **Victorian Residential Elevator** is equipped with a winding drum system that offers a smooth and comfortable ride up and down the levels of your home. With its wide range of cab styles, wood finishes, door systems, fixtures and designs, the **Victorian** can be truly custom-built to your style.


If you cannot manage the stairs any longer but do not want to move out of the home you love, the **Victorian** will give you the freedom to be independent and access all levels of your home, safely.

Give us a call and discover the peace of mind you deserve!

PRODUCT SPECIFICATIONS

| | |
|---------------------------|---|
| Applications | Indoor Residential |
| Capacity | 950 lb |
| Maximum Travel Distance | 50' |
| Cab Dimensions (standard) | 36"x48", 42"x54", 36"x60" |
| Cab Dimensions (optional) | Up to 15 ft sq |
| Speed (per minute) | 40' |
| Minimum Overhead Required | 106" |
| Drive | Winding Drum |
| Motor/Pump | 3 HP |
| Warranty | 24 Month limited warranty on parts and labor from the date of purchase |
| Cab Heights | 84" |
| Max Landings | 4 |
| Power Requirement | 220V 1Ph, or 208 V 3Ph |
| Pit Depth | 10 inches |
| Safety | Emergency Lighting, Emergency Lowering with DC Backup, Emergency Stop Alarm, Door Interlock |

Design Your Victorian Elevator




Cab Wood Finishes

Wood veneer offers a sleek wood option or a base for a cabinet finisher to add moldings to match any home decor.

(Finish shown: Gilbralter)

Available Finishes




Door Options

Elevator doors are the perfect way to carry a design theme across your home. Our selection of doors include interior, interior embossed, exterior, commercial grade doors, and come in a variety of materials, finishes and patterns.

For more information on door and gate options please contact us at 1-800-790-1625.

Available Door Finishes



Manual and Automatic Gates

Design Your Victorian Elevator


Lighting and Additional Options



- Automatic Door Operators
- Handrails
- Cab Phone

Warranty

2 year limited warranty* on parts and labor from the date of purchase. Certain conditions apply. Please refer to your owner's manual or for more information please contact us at 1-800-790-1625.





PATRIOT CONNECTION

Medical Goods Supplier

AMERIGLIDE—LULA ELEVATOR





PATRIOT CONNECTION

Medical Goods Supplier

AMERIGLIDE—LULA ELEVATOR

✓ PRODUCT SPECIFICATIONS

| | |
|-----------------------------|---|
| Applications | Indoor Limited Use / Limited Access |
| Capacity | 1,400 lb |
| Maximum Travel Distance | 25 Feet |
| Cab Dimensions (standard) | 42"x54" |
| Cab Dimensions (optional) | 42"x60", 45"x54", 48"x54", 51"x51" |
| Speed (per minute) | 30' |
| Minimum Overhead Required | 120" |
| Drive | 2:1 Roped Hydraulic |
| Motor/Pump | 3-5 HP drive motor with submersible screw pump |
| Warranty | 5 yr Structural Components, 2 yr Major Components |
| Type | Limited-Use / Limited-Application |
| Cab Heights | 84" |
| Max Landings | 5 |
| Overhead Clearance Required | 132" without Low Overhead Restrictor |
| Power Requirement | 220VAC 1-Phase, 208VAC 3-Phase |
| Pit Depth | 14" minimum |
| Emergency | Battery Emergency Lowering |
| Safety | Fire rated laminate cab walls, |

■ OVERVIEW

The AmeriGlide LULA Elevator offers the perfect solution for public access in a limited traffic area.

Low occupancy commercial buildings, churches, and multi-family homes are great examples for which the AmeriGlide LULA Elevator is ideal. The LULA provides the functionality of a commercial elevator with the practicality and economies suitable for limited use applications. *

Custom finishes and options are available so that the elevator will blend seamlessly with your building's decor.

Call to speak with an AmeriGlide representative today and see if the AmeriGlide LULA Elevator is the right solution for you.

* LULA is Limited-Use/Limited-Application and is restricted to use in a building not to exceed 10,000 ft sq, up to 25' vertical lift, 1400 lb capacity, and 18 ft sq floor space inside the lift. The LULA also requires a machine room.

Shipping cost will be determined at time of order.

SPECIFICATIONS

- 208 or 220 Power Supply
- 2:1 Roped Hydraulic Drive System
- Cab Sizes Up To 18 Square Feet
- 84" Clear Cab Height
- 1,400 lbs. Capacity
- 30 ft/Minute Travel Speed
- Lifting height: 25'
- Up to 3 stops

FEATURES

- Emergency Lighting
- Fire Rated Cab & Doors
- Fire Phase 1 & 2 (Optional)
- Emergency Lowering With DC Back-up
- Self - Leveling
- Braille Tactile Controls
- Illuminated Push Buttons
- Emergency Stop Alarm
- Hands free ADA phone
- Stainless Steel Handrail
- Full Steel Sling & Exterior Cab Walls



SOLID EQUIPMENT

The backbone of the LULA is an all steel modular design sling assembly and a welded steel platform that is comfortably rated for up to 1,400 lbs. It comes with a Life Time Warranty.



The high efficiency, continuous duty rated hydraulic drive unit is supplied fully assembled and Guaranteed For A Full 5 Years.

CONTACT US FOR DETAILS ON PRICING AND INVENTORY



PATRIOT CONNECTION

Medical Goods Supplier

SCOOTERS

CONTACT US FOR DETAILS ON PRICING AND INVENTORY



PATRIOT CONNECTION

Medical Goods Supplier



S941
4-Wheel Full Suspension
Electric Scooter



CONTACT US FOR DETAILS ON PRICING AND INVENTORY



PATRIOT CONNECTION

Medical Goods Supplier

S941 4-Wheel Full Suspension Electric Scooter

➤ Features

- Brand new sporty streamline design.
- Full suspension system with shock absorbers delivers a smooth and comfortable ride.
- Modern LED lighting system delivers a brilliant light with less power consumption.
- Digital LCD dashboard display: time display, battery gauge, temperature, maintenance messages, speed display and odometer.
- Extra storage space beneath tiller.
- Automatic safety turning half speed control by sensor.



Modern LED lighting system delivers brilliant light with less power consumption.

➤ Dimension (cm / in)

| | | |
|---|---|---|
|  |  |  |
| seat width | seat depth | seat height from ground |
| 46/18 | 40/16 | 63.5/25 |
|  |  |  |
| seat height from deck | back height | wheel base |
| 43-48/17-19 | 46/18 | 97/38 |
|  |  |  |
| length | width | height |
| 130/51 | 69/27 | 125/49 |



More space for storage



Digital LCD dashboard display

➤ Technical Specs.

| | |
|------------------|--|
| max. speed up to | 12kph / 7.5mph ; 15kph / 9.5mph |
| range up to | 40km / 25mi |
| turn radius | 167cm / 65.7" |
| ground clearance | 9cm / 3.5" |
| motor | DC24V,400W(Rating)/1750W(Max) |
| controller | PG S-Drive 120 ; Dynamic Rhino2-120A |
| battery | 12V 50AH x 2 |
| charger | 5A off-board |
| gradient | up to 10 ° |
| front wheel | 12" |
| rear wheel | 12" |
| brake | intelligent, regenerative, electromagnetic brakes. |

➤ Weight (kg / lb)

| base | batteries | seat | ttl w/batt. | capacity |
|--------|-----------|-------|-------------|----------|
| 69/152 | 17/37 | 18/40 | 118/260 | 159/350 |



730 N.E. 10th Place, Cape Coral, FL 33909
TEL: 1-800-963-7487, 1-239-772-0579
SALES FAX: 1-239-574-2661 MAIN FAX: 1-239-772-3252
www.meritsusa.com

CONTACT US FOR DETAILS ON PRICING AND INVENTORY



PATRIOT CONNECTION

Medical Goods Supplier

PRECISION COMFORT BACK REST



PRECISION COMFORT | ProForm



ProForm Planar Backrest

Features

- Surface layer of Gel-infused Viscoelastic foam provides cool, long lasting support and comfort
- Middle layer of high-density, high resilience (HR) foam.
- Base layer of closed-cell foam
- Precision Fit lumbar support system
- Ergonomically designed planar back pan
- Adjustable lateral bolsters
- Two back height options: 18" or 22" with 6" of slotted height adjustment
- Five widths: 16", 18", 20", 22", 24"
- Pull through tabs that eliminate the use of adhesive
- Universal headrest mounting hole pattern
- Vertical tracks for mounting lateral thoracic supports
- Moisture wicking, four-way stretch and fluid resistant cover

Benefits

- The modularity, comfort and ease of adjustment of the ProForm back makes it a superior choice for the patient, ATP and clinician
- Low friction, four-way stretch, moisture wicking cover for premium shear reduction
- Machine washable, removable back cover



Hole pattern for mounting headrests. (Headrest pictured is optional, not included.)

Vertical tracks for mounting lateral thoracic supports. 18" H back has a 7" track, 22"H back has 11" track. (laterals pictured are optional, not included).

Precision Fit Lumbar System



Stainless spring steel: for adjustable lumbar support, 7" and 10" lengths included.



Pull through straps allows the cushion to be washed and removed with ease



Adjustable lateral bolsters for a custom contoured fit.

| Backrest Width | Backrest Height | Inserts | Angle Adjustment | Machine Washable at | Weight Capacity | HCPCS Codes |
|-------------------------|-----------------|----------------------|------------------|------------------------|-----------------|-------------|
| 16", 18", 20", 22", 24" | 18"-24"/22"-28" | Foam, Visco Gel Foam | +/- 15° | 180°F and quick to dry | 450 lbs. | E2620/E2621 |

CONTACT US FOR DETAILS ON PRICING AND INVENTORY



PATRIOT CONNECTION

Medical Goods Supplier

PIONEER

SCOOTERS

merits

RevVA9



PIONEER1

HCPCS Code
K0806

Weight Capacity: 300 lbs
Range: Up to 15 miles

OPTIONS

Oxygen Tank Holder
Cane & Crutch Holder
Walker Holder
Foldable Rear Basket
Weather Cover
Canopy

FEATURES

- 17"W x 16"D x 15"H, sliding, fish-on seat
- Three wheels provide a tighter turning radius for increased maneuverability
- 3.5" ground clearance
- 22Ah batteries for extended range
- Extended deck for comfortable foot placement
- Disassembles into four pieces

merits

CONTACT US FOR DETAILS ON PRICING AND INVENTORY



PATRIOT CONNECTION

Medical Goods Supplier

PIONEER

SCOOTERS

merits

RevVA9



PIONEER 2

HCPCS Code

K0806

Weight Capacity: 300 lbs

Range: Up to 15 miles

OPTIONS

Oxygen Tank Holder

Cane & Crutch Holder

Walker Holder

Foldable Rear Basket

Weather Cover

Canopy

FEATURES

- 17"W x 16"D x 15"H, sliding, fish-on seat
- 3.5" ground clearance
- 22Ah batteries for extended range
- Four wheels provide more stability
- Disassembles into four pieces

merits

CONTACT US FOR DETAILS ON PRICING AND INVENTORY



PATRIOT CONNECTION

Medical Goods Supplier

PIONEER

SCOOTERS

merits

RevVA9



PIONEER 3

HCPCS Code
K0807

Weight Capacity: 400 lbs

Range: Up to 18 miles

OPTIONS

Oxygen Tank Holder
Cane & Cutch Holder
Walker Holder
Foldable Rear Basket
Weather Cover
Power Seat Lift
Canopy

FEATURES

- Headlight, tail lights, turn signals and hazard lights
- Hydraulic, adjustable tiller
- 20"W x 20"D x 20"H, sliding, captain seat
- 4" ground clearance
- Three wheels provide a tighter turning radius for increased maneuverability

merits

CONTACT US FOR DETAILS ON PRICING AND INVENTORY



PATRIOT CONNECTION

Medical Goods Supplier

PIONEER

SCOOTERS

merits

RevVA9



PIONEER 4

HCPCS Code

K0899

Weight Capacity: 400 lbs

Range: Up to Up to 18 miles

OPTIONS

Oxygen Tank Holder

Cane & Crutch Holder

Walker Holder

Foldable Rear Basket

Weather Cover

Power seat lift

Canopy

FEATURES

- Hydraulic, adjustable tiller
- 20"W x 20"D x 20"H, sliding, captain seat
- Headlights, tail lights, turn signals and hazard lights
- 4" ground clearance
- Four wheels provide more stability

merits

CONTACT US FOR DETAILS ON PRICING AND INVENTORY



PATRIOT CONNECTION

Medical Goods Supplier

PIONEER

SCOOTERS

merits

RevVA9



PIONEER 9

HCPCS Code

K0808

Weight Capacity: 500 lbs

Range: Up to 32 miles

OPTIONS

Oxygen Tank Holder

Cane & Crutch Holder

Walker Holder

Canopy

Foldable Rear Basket

Weather Cover

FEATURES

- Hydraulic, adjustable tiller
- 22"W x 20"D x 22"H, sliding, captain seat
- Half speed inhibit switch
- Headlight, tail lights, turn signals and hazard lights
- 4" ground clearance
- Three wheels provide a tighter turning radius for increased maneuverability

merits

CONTACT US FOR DETAILS ON PRICING AND INVENTORY



PATRIOT CONNECTION

Medical Goods Supplier

PIONEER

SCOOTERS

merits

RevVA9



PIONEER 10

HCPCS Code

K0899

Weight Capacity: 500 lbs

Range: Up to 32 miles

OPTIONS

Oxygen Tank Holder

Cane & Crutch holder

Walker Holder

Canopy

Foldable Rear Basket

Weather Cover

FEATURES

- Hydraulic, adjustable tiller
- 22"W x 20"D x 22"H, sliding, captain seat
- Half speed inhibit switch
- Headlight, tail lights, turn signals and hazard lights
- Four wheels provide more stability
- 4" ground clearance

merits

CONTACT US FOR DETAILS ON PRICING AND INVENTORY



PATRIOT CONNECTION

Medical Goods Supplier

SEAT CUSHIONS

CONTACT US FOR DETAILS ON PRICING AND INVENTORY



PATRIOT CONNECTION

Medical Goods Supplier

PRO COMFORT AIR

RevVA6



Features and Benefits

- Adjustable air bladder allows inflation level to be customized
- Removable overlay is designed to stay in place and allows the clinician to modify the base for a custom fit
- Ergonomic contoured base, helps maintain proper posture and reduces fatigue
- High-density, high-resilience foam base for long lasting support
- Deep well to allow full submersion of the IT and coccyx for great skin protection at these vulnerable points. Also, helps prevent sacral sitting and promotes proper posture
- Moisture wicking, four-way stretch, and fluid resistant cover keeps the user dry and comfortable while allowing them to form into the air bladder

CONTACT US FOR DETAILS ON PRICING AND INVENTORY



PATRIOT CONNECTION

Medical Goods Supplier

PRO COMFORT AIR

Labels in diagram:

- Gel infused viscoelastic foam
- Super Soft Silicone Gel
- High density high resilience foam
- Adjustable air bladder
- Ergonomically molded foam base

Great Foundation for Positioning and Skin Protection

Labels in side view diagram:

- Lateral Thigh Support of 28mm
- Lateral Pelvic Support of 35mm to maintain Proper Posture
- Pre-lachial Ridge to prevent sacral sitting

- Custom sizes
- Replaceable and billable base, insert and overlay
- 2 year warranty

| | | WIDTH | | | | | | | | | |
|-------|-----|-------|-----|-----|-----|-----|-----|-----|-----|-----|--|
| | | 16" | 17" | 18" | 19" | 20" | 21" | 22" | 23" | 24" | |
| DEPTH | 16" | SD | CS | SD | CS | SD | CS | CS | CS | CS | |
| | 17" | CS | CS | CS | CS | CS | CS | CS | CS | CS | |
| | 18" | SD | CS | SD | CS | SD | CS | SD | CS | SD | |
| | 19" | CS | CS | CS | CS | CS | CS | CS | CS | CS | |
| | 20" | SD | CS | SD | CS | SD | CS | SD | CS | SD | |
| | 21" | CS | CS | CS | CS | CS | CS | CS | CS | CS | |
| | 22" | CS | CS | CS | CS | CS | CS | SD | CS | SD | |
| | 23" | CS | CS | CS | CS | CS | CS | CS | CS | CS | |
| 24" | CS | CS | CS | CS | CS | CS | SD | CS | SD | | |

SD Standard Size CS Custom Size

Weight Capacity of 450 lbs. For custom-ships within 10 days

HPCPS: E2624: 16"x16" - 20"x20" HPCPS: E2625: widths of 22" or greater

sales@precisioncomfortusa.com www.precisioncomfortusa.com

CONTACT US FOR DETAILS ON PRICING AND INVENTORY



PATRIOT CONNECTION

Medical Goods Supplier

PRECISION COMFORT DEEP

RevVA4



PRECISION
COMFORT

DEEP



Features and Benefits

- Gel-infused viscoelastic upper foam inside overlay to help keep the skin cool and comfortable
- Removable gel overlay designed to stay in place to allow the clinician to modify the base for a custom fit
- Ergonomic contour which helps maintain proper posture and reduces fatigue
- High-density, high-resilience foam for long lasting support
- Deep well to allow deep submersion of the IT and coccyx for great skin protection at these vulnerable points. Also to help prevent sacral sitting and promote proper posture
- Super soft silicone gel layer on gel-infused visco insert in the well to envelop the bone structure for superior pressure reduction
- Super soft silicone gel insert in overlay which forms to the IT and coccyx for pressure reduction and prevents shearing
- HD high-resilience base foam around the gel insert in overlay to help support the greater trochanter and femurs for enhanced pressure reduction
- Moisture wicking, four-way stretch, and fluid resistant cover which keeps the person dry and comfortable while allowing them to form into the gel and visco insert properly

merits



PATRIOT CONNECTION

Medical Goods Supplier

PRECISION COMFORT DEEP

Labels in diagram:

- Gel infused viscoelastic foam
- Super soft silicone gel
- High density high resilience foam
- Super soft silicone gel
- Gel infused viscoelastic foam
- High density high resilience foam

- Custom sizes
- Replaceable and billable base, insert and overlay
- 2 year warranty
- Weight Capacity of 450 lbs.

Great Foundation for Positioning and Skin Protection

Labels in side view diagram:

- Lateral Pelvic Support of 35mm to maintain Proper Posture
- Lateral Thigh Sup-
- Pre-Ischial Ridge to prevent sacral sitting

| | | WIDTH | | | | | | | | | | | |
|-------|-----|-------|-----|-----|-----|-----|-----|-----|-----|-----|-----|-----|--|
| | | 14" | 15" | 16" | 17" | 18" | 19" | 20" | 21" | 22" | 23" | 24" | |
| DEPTH | 14" | SD | CS | SD | CS | CS | CS | CS | CS | CS | CS | CS | |
| | 15" | CS | CS | CS | CS | CS | CS | CS | CS | CS | CS | CS | |
| | 16" | SD | CS | SD | CS | SD | CS | SD | CS | CS | CS | CS | |
| | 17" | CS | CS | CS | CS | CS | CS | CS | CS | CS | CS | CS | |
| | 18" | SD | CS | SD | CS | SD | CS | SD | CS | SD | CS | SD | |
| | 19" | CS | CS | CS | CS | CS | CS | CS | CS | CS | CS | CS | |
| | 20" | CS | CS | SD | CS | SD | CS | SD | CS | SD | CS | SD | |
| | 21" | CS | CS | CS | CS | CS | CS | CS | CS | CS | CS | CS | |
| | 22" | CS | CS | CS | CS | CS | CS | CS | CS | SD | CS | SD | |
| | 23" | CS | CS | CS | CS | CS | CS | CS | CS | CS | CS | CS | |
| 24" | CS | CS | CS | CS | CS | CS | CS | CS | SD | CS | SD | | |

SD Standard Size CS Custom Size

HCPCS: E2607: 14"x14" - 20"x20" HCPCS: E2608: 22"x18" - 24"x24"

CONTACT US FOR DETAILS ON PRICING AND INVENTORY